

Running Lawgic with McAfee Firewall v.6.X

Document Number PDB2871

21-Jun-05

Indications

This bulletin could apply to you if:

- You are using McAfee's Firewall 6.0.6014 or similar
- When you try to run Lawgic you see an empty screen that says *Lawgic* in the title bar, and *Starting Lawgic ... Please Wait* at the bottom
- After several minutes a *Dropped Connection!!!* message appears

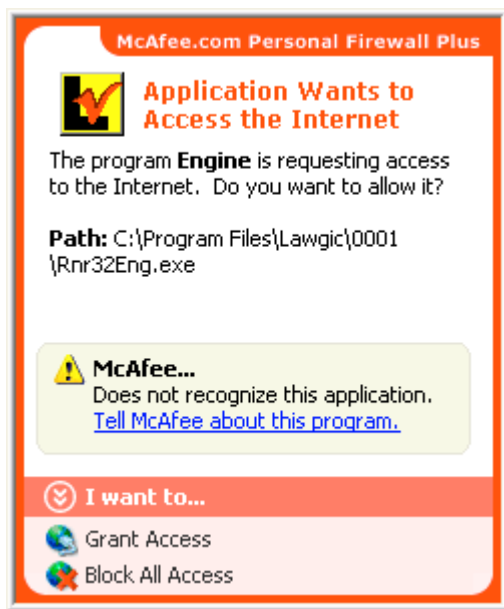
Background

Advanced programs like Lawgic exploit sophisticated capabilities within the operating system to accomplish their work. McAfee's Firewall ("MFW") requires the user to explicitly authorize a program to use these capabilities. This bulletin describes how to establish that authorization, for the Lawgic family of programs, within MFW.

Procedure

Setting up to run Lawgic with MFW is simple.

1. Make sure there is nothing running on your computer. It's best to do this procedure right after rebooting the system.
2. Install MFW (if not already).
3. Install Lawgic (if not already)
4. Run Lawgic. MFW will pop up the following alert requesting authorization for Lawgic's main program, *Rnr32Eng.exe*:



5. Click on *Grant Access*, at the bottom, under *I want to...*
-- The alert vanishes -- you're done!

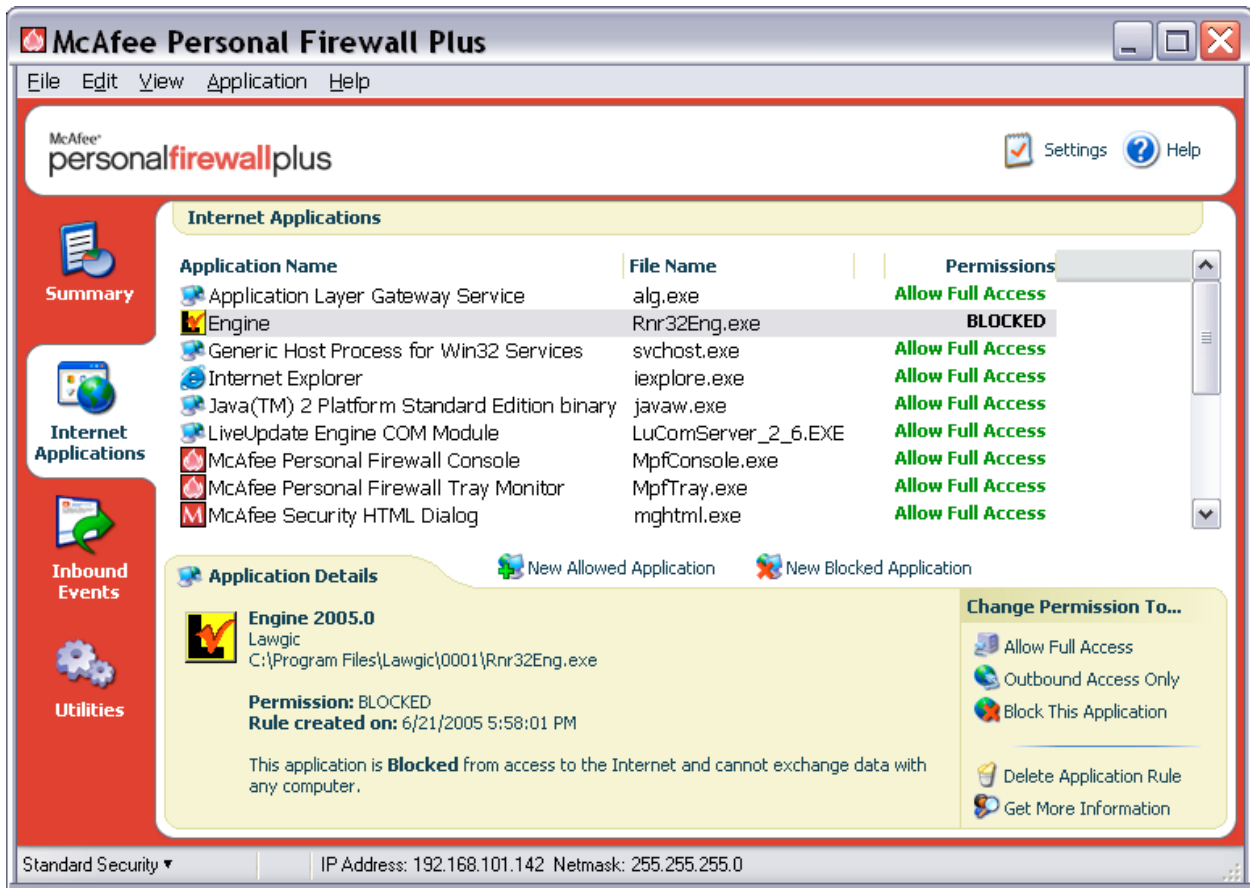
Troubleshooting

If the symptoms are unchanged, or if MFW did not present the alerts described above, do this:

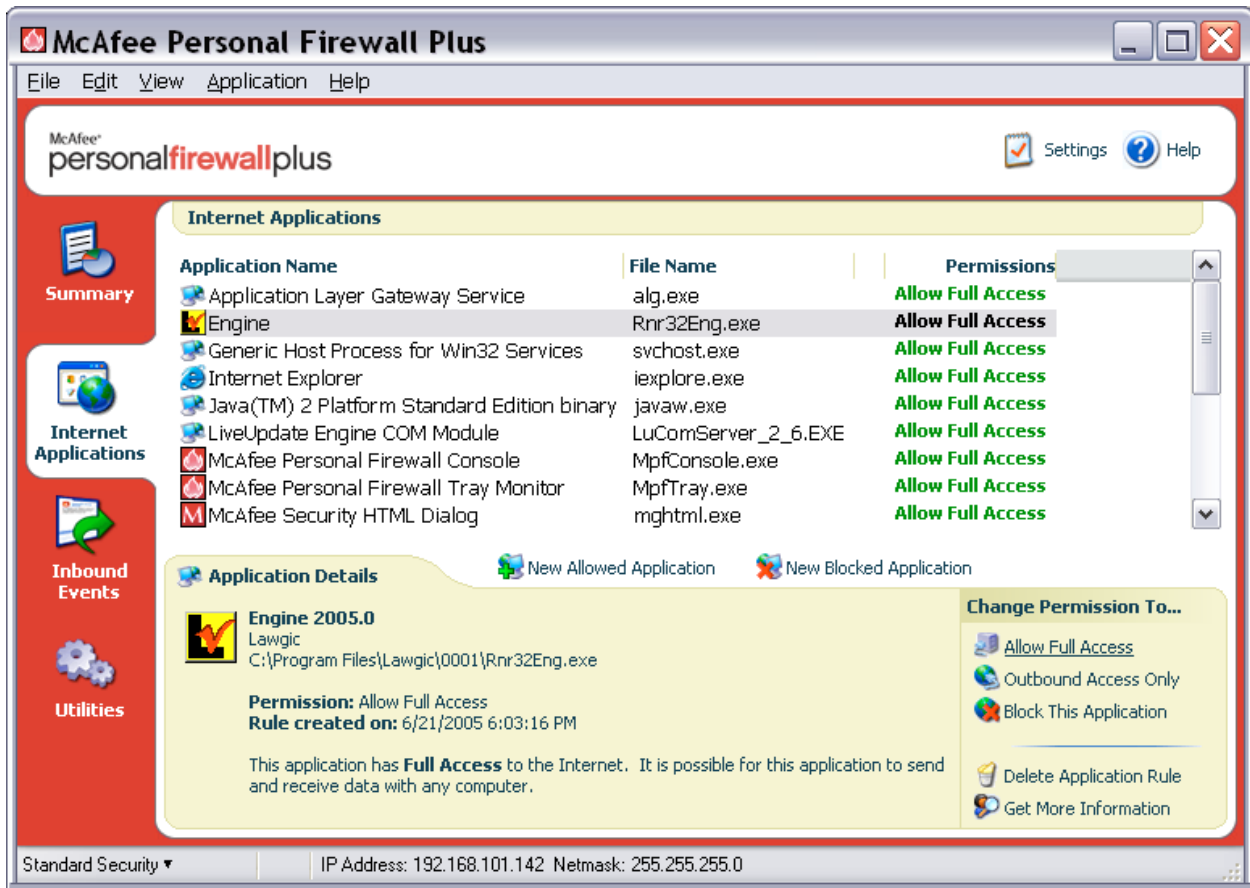
1. Open the MFW Main Screen, typically located off the "Start" button at:
Start/Programs/McAfee/McAfee Firewall Plus



2. In the left side column, click on *Internet Applications*.



3. In the scrolling list of programs in the center of the window, locate the application named *Engine* with File Name *Rnr32Eng.exe*, click it to select that line, and then click *Allow Full Access* under *Change Permission To...* in the bottom right-hand corner of the dialog window.



- The line changes to reflect the new permission. Click the Close Box in the top right. You're done!

About Lawgic Technical Bulletins:

Lawgic's technical bulletins are intended to help you in your use of Lawgic's products and in your practice.

If you have comments or questions about this bulletin, or suggestions for other areas that you believe ought to be covered by a bulletin, please tell us by sending email to lawgic@support.com.